

Rugged




FIELD TILLING

Reliable




TILLER CULTIVATING

Efficient




TILLER BEDDING

Versatile



TILLER PLANTING

NORTHWEST ROTARY TILLER



Manufactured by NORTHWEST EQUIPMENT COMPANY, P. O. Box 73, Yakima, Washington 98907

GENERAL SPECIFICATIONS

MODEL NUMBER	WIDTH OF CUT*	APPROXIMATE WEIGHT
RB-48	4'	1200
RB-60	5'	1300
RB-72	6'	1440
RB-84	7'	1610
RB-96	8'	2170
RB-108	9'	2300
RB-120	10'	2400
RB-132	11'	2700
RB-144	12'	2950
RB-156	13'	3200
RB-168	14'	3450
RB-180	15'	3675
RB-192	16'	3900
RB-204	17'	4150


4' and 5' tillers are furnished with 4 belt (A) drive, the 6' and 7' models with 5 belt (B) drive and 8' through 14' tillers with 6 belt (C) drive unless otherwise specified. Please indicate if the tiller is to be used with 540 or 1000 RPM tractor PTO speed.

Extra equipment such as Gauge Wheels, Rollers, Bed Formers, Row Crop Shields and Aprons, Square Bars, Draw Hitches, Curved Blades, etc., are available and must be specified for each Tiller when ordered. For additional information consult details specifications and price manual.

*The 15', 16' and 17' sizes are used primarily for cultivating and as tiller bedders. They are not recommended for regular tilling except possibly for shallow tilling for seed beds.

APPROXIMATE TRACTOR HORSE-POWER REQUIRED FOR 2" TO 4" DEPTH at 1½ to 3 M.P.H. — For light to medium soils with average cover, 6 to 8-H.P. per foot of tiller width. For medium to heavy soils and cover, 8-H.P. to 11-H.P. per foot of tiller width.

Standard Duty NORTHWEST Rotary Tiller




STANDARD DUTY (5 belt) "B" DRIVE MODEL is available in 4', 5', 6' and 7' sizes. Shown here equipped with RB-4085 Rear Bar and RB-4099 Gauge Wheels.

For use with tractors up to 65 H.P. at 1000 PTO speed or 55 H.P. at 540 PTO speed.

This tiller may be used with Tractor Integral Hitch Category No. 1 and No. 2 or with RB-4079 Drawn Hitch for Draw Bar use.


See the regular catalog for optional Sheave size, hitch position and other information before ordering.



An offset hitched 60" Tiller in an Apple orchard chopping a heavy growth of orchard grass.

North

Heavy Duty NORTHWEST Rotary Tiller



A 12' Tiller operating in 115 bushel per acre Wheat stubble.



A 10' Tiller operating in extremely heavy Alfalfa and weed cover.

HEAVY DUTY (6 belt) "C" DRIVE MODEL is available in 7', 8', 9', 10', 11', 12', 13', 14', 15', 16' and 17' sizes. The Tiller shown here is equipped with RB-4070 Gauge Wheels.

The Heavy Duty Tiller is made for use with Tractors up to 130 H.P. at 1000-PTO speed or 90 H.P. at 540-PTO speed.

This Tiller may be used with tractor integral category No. 2 or No. 3 Hitch or with a RB-4081 Drawn Hitch for regular draw bar use.

See our other sales folders and the regular catalog for full information on uses and for Optional Sheave Sizes, Attachments, etc.


NORTHWEST Rotary Tiller



NORTHWEST ROTARY TILLER-PLANTER. Shown is a 14' Tiller equipped with two RB-4089 Extended Hydraulic Caster Wheels to carry the added load of planters, fertilizers, tanks, etc. Here the unit is planting beans in Oregon.




An 84" Tiller in Strawberries near Mount Vernon, Washington. Note the good tilth and the trimmed plants to the rear and right compared to the untilled rows on the left.



This is a 72" Tiller in Lima Beans near Vancouver, Washington. This is one of five different size Northwest Rotary Tillers owned and used by one operator on 600 acres of varied crops.



Planting Peas in a single pass with drill coupled directly to the Tiller.



A 17' Tiller bedding three rows with 46" beds for Sugar Cane near Franklin, Louisiana.



Two 11" Tiller-Bedders preparing Potato ground near Warden, Washington.



Planting four rows of Sweet Corn with a 12' Tiller equipped with a RB-4168 Standard Hydraulic Lift Caster Wheel. The Tiller is set to till four 12' strips in a Pea crop field which has just been harvested. The 100 gallon tank applies a weedicide to the row strip only.

Northwest Equipment
COMPANY

P. O. BOX 73, YAKIMA, WASHINGTON 98907