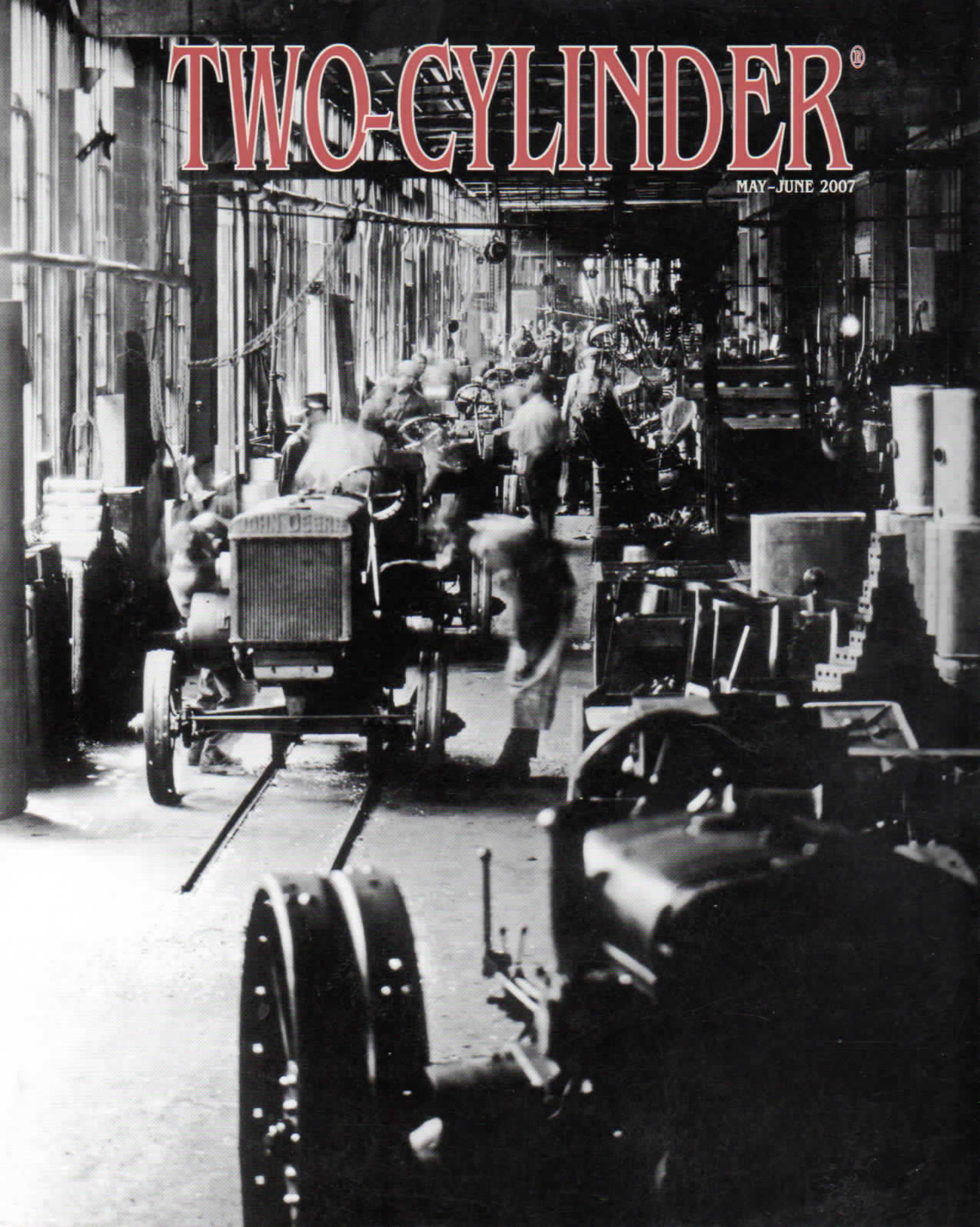


# TWO-CYLINDER®

MAY-JUNE 2007



## MODEL "B"

The "B" Series Tractors have been a steady favorite of John Deere enthusiasts for over 20 years. In general concept, other than a few exceptions, production of the "B" Series paralleled that of the "A" Series, arriving on the scene in 1934 about half a year later. As with the "A", the standard-tread "Bs", the "BR", "BO", and "BI"; and the more specialized general-purpose tractors, the "BN", "BW", "BNH", and "BWH", all made it to production. In fact, there were two additional versions of the general-purpose "B", the "BW-40" and "BWH-40"; narrow-tread versions of the "BW" and "BWH". All this from 1935 to mid-1938, when the styled general-purpose "Bs" were introduced.

The "B" Series Tractors are noticeably smaller than the corresponding "A" Series Tractors. Enough smaller to make them quite manageable for the one-man, do-it-yourself restoration. That's a major reason for their long-standing popularity with collectors. Initial cost of the more common varieties has also been a factor, as about a third of a million "Bs" were built from 1934 to 1952, and over three hundred thousand of them were the popular tricycle type; i.e. two front wheels closely spaced.

Getting back to mid-1938, the styled "B" Tractors for the 1939 model year were introduced along with the styled "As"; and, as with the "A" Series, the standard-tread "Bs" were left as is. Fact is, the "B" standards were never styled. Instead, they were discontinued in 1947 when the Model "M" went into production. Only one general-purpose "B", the "BW-40", failed to make it to the styled era. Only six "BW-40s" were built, all in 1936.

But what about the "B" Crawler? Well, Deere chalked these up as specially equipped "BOs" (mostly; there was one "BI" and 29 "BRs" equipped the same way) to be shipped to the Lindeman Power Equipment Company of Yakima, Washington. Lindeman installed a track-laying (crawler) setup on a reported total of 1675 "B" Standards, calling them the Lindeman-John Deere "BO" Crawler. There were a few low-production variations, and these specialized (intended mostly for orchard use) tractors have a faithful following today.

Again, just as with the "A" Series, the general-purpose "Bs" crossed over into the "late-styled" era in early 1947. Production ceased in 1952, as the assembly line was needed for the new Model "50". Unlike the "A", no Hi-Crop version of the "B" was ever designed, developed, or built.

Collectors (and farmers, of course) who have had experience with both the "A" and the "B" realize that the "B" is not only smaller and less powerful than the "A", it is also somewhat less rugged. Various parts throughout the tractor are correspondingly smaller, and that's the difference between the two model line-ups. Unfortunately, that didn't always matter to the user; the big manure spreader needed to be pulled and the stump needed to come out, regardless of the tractor's capacity. There was a tendency to abuse "Bs" beyond their intended design limitations. After all, it's a John Deere; how could you hurt it?

Make no mistake, "Bs" were fantastic tractors when used within their intended capacities. Dependable through and through. The above comments are only intended to make the potential buyer aware of an all-too-frequently seen pattern of years-ago abuse that shows up after significant dollars have already been sunk into a well-intended restoration project. If the tractor is a common model, and there is suspicion of serious mechanical problems, it may be astute to look further and pay a little more.



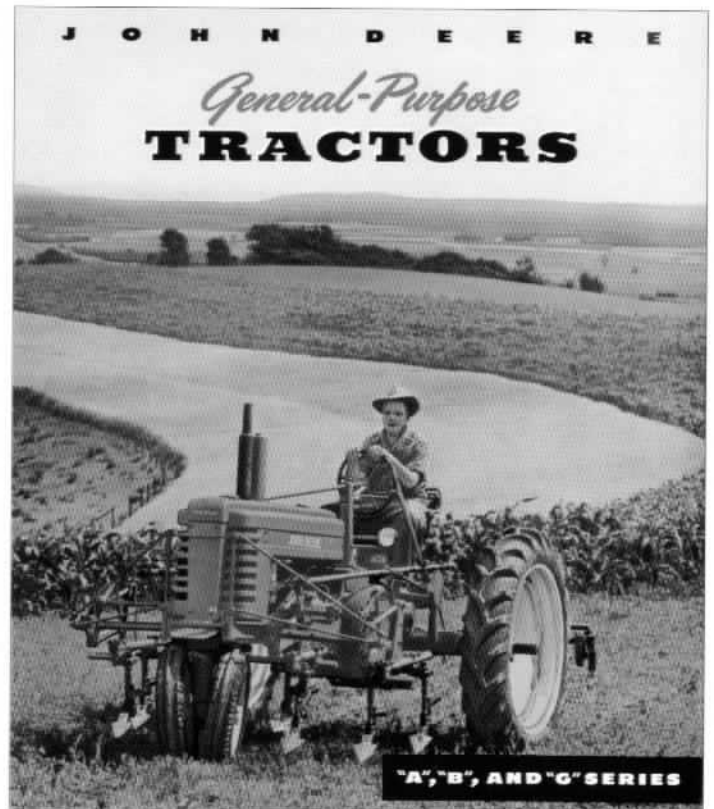
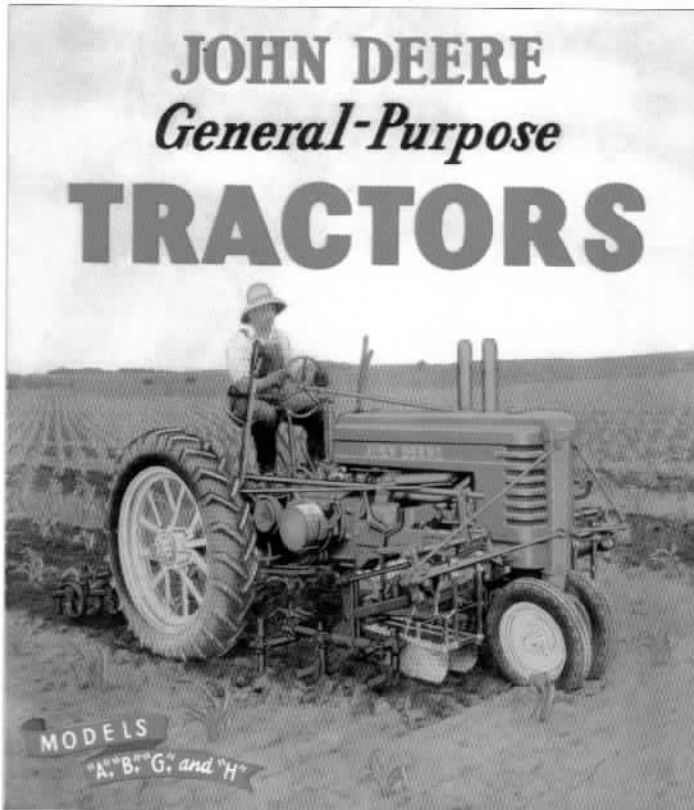
*Model "B" of late 1935 or 1936 with early 1935 "BW" front axle. Collectors need to know how to spot conversions.*



*Top Left: A loaded late "BR". About 6500 "BRs" were built from 1935-1947.*

*Top Right: The "BO" was the unidentical twin to the "BR"; this one equipped with citrus fenders. Just over 5000 were built, but 1645 were converted to Lindeman-John Deere "BO" Crawler Tractors.*

*Above: The "BI" (Industrial) completed the "B" Series Standard-Tread trio. The "AI", "BI", and "DI" were built from 1936-1941. All are rare. The "BI" was the most common, with 185 built.*



Top: Take a stripped "BO" chassis, send it to the Lindeman Power Equipment Company of Yakima, Washington, and it turned into a Lindeman-John Deere "BO" Crawler. Collectors and spectators love 'em, but restoration of the track assembly can be a bear.

Lower Left: A styled Model "B" (1939-1946) graced the cover of this 1940 sales brochure...

Lower Right: ...and a late-styled "B" of 1947-1952 (pressed frame, battery-box cushioned seat) was featured on this 1949 piece.